




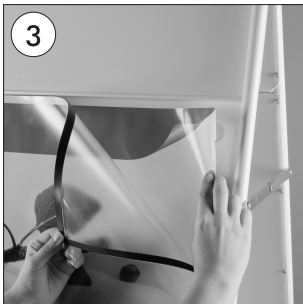

RECTANGULAR IRON A BOARD



• Pull out the iron legs of magnetic A Board to opposite directions and open your A Board up by putting the scissors on two sides in straight position.



• By using the finger hole on the left side of A Board, remove magnetic PVC cover by pushing it as in picture.



• Put your poster in and cover with the magnetic PVC cover.



NOTE:

• Optional colours are available.

• Please inform the order number on the product or on the carton (e.g. 1/110001394-460) to the place that you have made the purchase if any problem with the product occurs.

• All rights reserved. All pictures, figures and writings are secured internationally by copy-right law. Infringements will be sued by civil and legal law.

1005692